


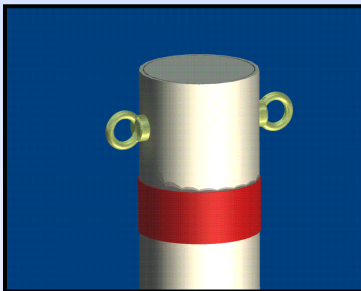
Removable Bollard

(Surface Mount Type)

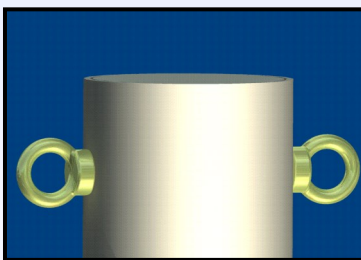
Surface mount removable bollards are intended for installations where the floor can not be penetrated by core drilling or cutting, but where the bollard must be removable to permit access for authorised vehicles.



Locking Shoe engagement



Reflective banding standard




Optional Chain Eyes available

The Post is secured to the Locking Shoe via engagement tabs and padlock (padlock not included).

Product Features:

- Fully Zinc Plated for superior corrosion protection.
 - Convenient pad-lockable operation
 - Optional powdercoat to customer selection.
 - Reflective red band for night-time visibility.
 - No slab penetration or core drilling required.
- Locking Shoe only 20mm high with post removed.



Fully Assembled Bollard

Specifications

Product Description	Surface Mount Removable Bollard
Corrosion protection	Electrolytic Zinc to all components
Decorative Finish	OPTIONAL powdercoat to customer selection
Material	114mm diameter post – 5mm thick
Height	950mm installed– Locking Shoe 20mm high with post removed
Fixings	4 x M12 chemical anchors
Weight	Post 13 Kg, Locking Shoe 5 Kg

www.removablebollards.com.au

CONTACT:

Phone: (08) 6305 0511
Fax: (08) 9246 9963
Email: ask-us@accesstechnologies.com.au
Web: www.accesstechnologies.com.au



Optional chain eyes available to order